

Super-Power Pump

STRONG, RELIABLE AND OUTSTANDING

For residential pool & spa



 **Emaux**
water technology

CE RoHS COMPLIANT 2002/95/EC  SAA

Pool & Spa Equipment

SIGNATURE COLLECTION

Product Information

Engineered and built for
pool professionals



Model : SPH Pump

Model : SPH 2-Speed pump

2 Speed Pump

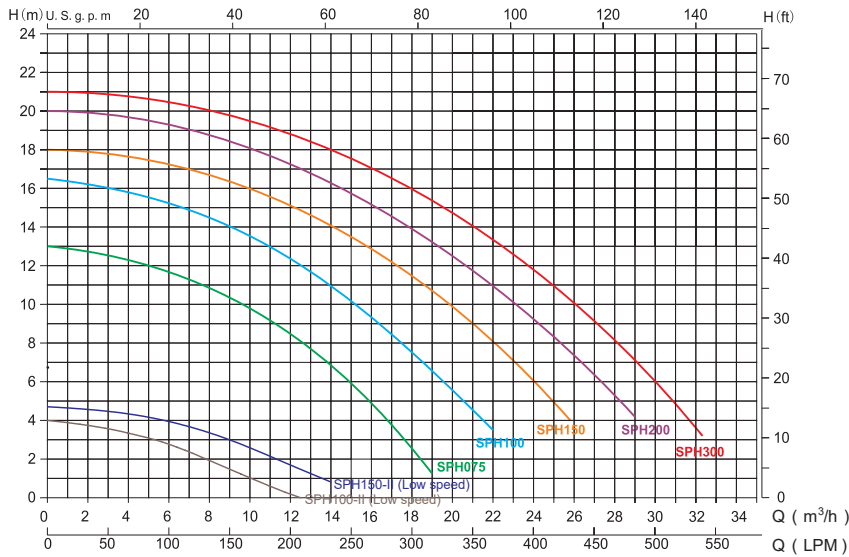
A notable engineering breakthrough has been created on the Emaux Super Power pump. The newly released Super Power 2-speed pump allows the user to select a HIGH speed (2850rpm) or LOW speed (1450rpm) on the pump's control pad. The LOW speed feature will benefit to low power consumption, low noise level, and a longer lifespan of the product.

- 2-speed models: Dual capacitors motor start wiring
- Handy control pad to select High or Low speed

Product Features

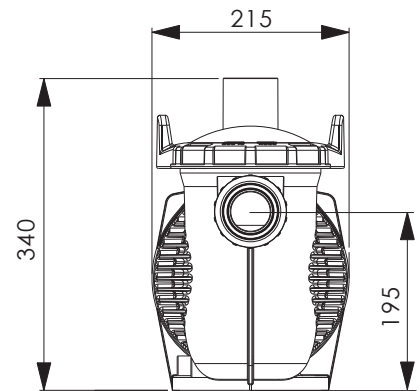
- 1) Asynchronous, two poles motor
- 2) Class insulation 155(F)
- 3) Thermal or over current protection
- 4) Pump casing ABS + glass fiber, Impeller PPO, Strainer basket and base in PP + glass fiber
- 5) Motor shaft - SS316, Seals bellows - EPDM, stationary face - SIC, rotating face - Graphite, Spring - SS316
- 6) Self-Priming up to 3.3m above water level
- 7) Testing pressure 50 PSI (3.5 Bar)
- 8) Basket Volume 2 litres
- 9) IPX5 Waterproof Standard
- 10) Ring lock seal design eliminate suction leaks and maximize suction efficiency

Technical Information

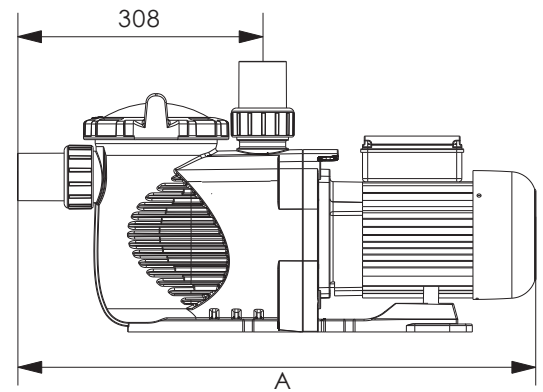


Remark: The performance curve above is for 50Hz models.

Product Dimension



Model 50Hz	Input (kW)	Current (AMP)	Noise (dB)	Head (m)					
				6	8	10	12	14	16
SPH075	0.75	3.5	65	15	12.5	9.5	5	--	--
SPH100	1.10	5	65	19.5	17.5	15.2	12.5	9	3
SPH150	1.50	6.8	67	24	22	19.9	17.5	14	10
SPH200	1.80	8.2	67	27.5	25.5	23	21.7	18	14.5
SPH300	2.20	10	68	30	28.5	26	23.8	21	18
SPH100-II (High Speed)	1.10	5	65	19.5	17.5	15.2	12.5	9	3
SPH100-II (Low Speed)	0.3	1.3	52	--	--	--	--	--	--
SPH150-II (High Speed)	1.50	6.8	65	24	22	19.9	17.5	14	10
SPH150-II (Low Speed)	0.35	1.5	52	--	--	--	--	--	--



Code 220V/50Hz	Code 220V/60Hz	Model	Connection Size	Horsepower	Weight(kg)	Capacitance 220V	A (mm)
88029604	88029704	SPH075	1.5"(50mm)ID / 2"(63mm)OD	0.75hp	13.6	20µF	652
88029605	88029705	SPH100	1.5"(50mm)ID / 2"(63mm)OD	1.0hp	13.8	25 µF	652
88029607	88029707	SPH150	1.5"(50mm)ID / 2"(63mm)OD	1.5hp	14.0	25 µF	652
88029608	88029708	SPH200	1.5"(50mm)ID / 2"(63mm)OD	2.0hp	14.2	30 µF	652
88029609	88029709	SPH300	1.5"(50mm)ID / 2"(63mm)OD	3.0hp	14.5	35 µF	682
9023212	/	SPH100-II	1.5"(50mm)ID / 2"(63mm)OD	1.0hp	14.7	/	682
9023213	/	SPH150-II	1.5"(50mm)ID / 2"(63mm)OD	1.5hp	15.0	/	682

EMAUX WATER TECHNOLOGY CO., LTD

ADDRESS G/F 41 TIN HAU TEMPLE ROAD,

NORTH POINT, HONG KONG

PHONE +852 2832 9880

www.emauxgroup.com

 STRIVE FOR CLEAR WATER

Available from:

ALL SPECIFICATIONS ARE SUBJECT TO CHANGE WITHOUT NOTICE.
© 2018 EMAUX WATER TECHNOLOGY CO., LTD. ALL RIGHTS RESERVED.

www.emauxgroup.com