

Series 115P/115PP Pressure Switch/Tamper Proof

Compact, versatile pressure switch with built to order set points. This easy to install switch features the efficient Nega-Rate® Belleville disc spring for the set and forget application.

Operating Pressure Data

Series	Fixed Set Point Range		Maximum Recommended System Pressure	Proof Pressure
	Increasing	Decreasing		
115P	2 to 70	1.5 to 64	Up to 600	Up to 1000
115PP	71 to 250	65 to 220	Up to 600	Up to 1000

All values given in psig.

Standard Specifications

Deadband (Differential)

The deadband can be selected anywhere from 1.5 psig or 8% (whichever is greater) to 45% of the set point

Electrical

Snap action electrical switch assemblies, Part Numbers 057-0770 & 057-0772 (Form C) and 057-0771 & 057-0773 (Form CC), are listed by Underwriters' Laboratories, Inc., FM Approvals, CSA International and NCC (INMETRO). See the miscellaneous option N for additional listings.

Electrical Connection

1/2 NPT male conduit connection with PVC insulated 18 AWG, 18" long leads

Pressure Connection

1/4 NPT Male

Temperature Range*

Ambient: -40°F to +180°F
(-40°C to +82°C)

Media: -40°F to +300°F
(-40°C to +149°C)


*Temperature limits change with O-Ring selection. See Electrical Assembly specification sheet for Temperature Class Ratings.

Shipping Weight

Approximately 14 ounces



Order Miscellaneous Option "D"



Explosion Proof (NEMA 4X, 7, 9 and 13)

Ordering Sequence — Select desired option for each category

OPTIONS

Set Points

115P between 1.5 psig dec. and 70 psig inc. (.10 bar dec. to 4.8 bar inc.)
115PP between 65 psig dec. and 250 psig inc. (4.5 bar dec. to 17 bar inc.)

Wetted Material

1 Aluminum port, Teflon coated polyimide diaphragm and Buna-N O-Ring
4 316 Stainless steel port, Teflon coated polyimide diaphragm and Buna-N O-Ring

Electrical Form

C 11 amp, 1/4 hp at 125 or 250 VAC; 5 amp resistive, 3 amp inductive at 28 VDC; .5 amp resistive at 125 VDC
CC 11 amp, 1/4 hp at 125 or 250 VAC; 5 amp resistive, 3 amp inductive at 28 VDC; .5 amp resistive at 125 VDC

Enclosure

6 Includes an explosion proof, hermetically-sealed electrical assembly. EX d IIC. Division 1 and 2, Class I, Groups A, B, C, and D; Class II, Groups E, F, and G. NEMA 4X, 7, and 9; IP66. Leads are factory sealed and Pressure Switches are Dual Seal Certified.

Miscellaneous

A Epoxy paint exterior — extra protection for severe environments
B Viton O-Ring — refer to Wetted Material
C EPR O-Ring — refer to Wetted Material
D SIL approval and marking, per IEC61508 (includes FMEA report)
H 316 stainless steel housing
I 3/4 NPT conduit box with terminal strip (Groups C & D only, not available with N option)
M Gold electrical contacts for extremely low current applications (1 Amp at 125 VAC; 1 Amp Res, 0.5 Amp Ind. at 28 VDC)
N ATEX and IECEx
R 72" Electrical free leads
S Stainless steel diaphragm (115P, Wetted Material 4 only. Not available on 115PP)
U M20 x 1.5 Electrical Conduit Adapter
W Stainless steel screws (automatically furnished with Miscellaneous Option A and Wetted Material 4)

Special (Consult representative or factory)

- Pressure port per AS4395E04
- Electrical connection per MS33678-10SL-3P

Ordering Procedure

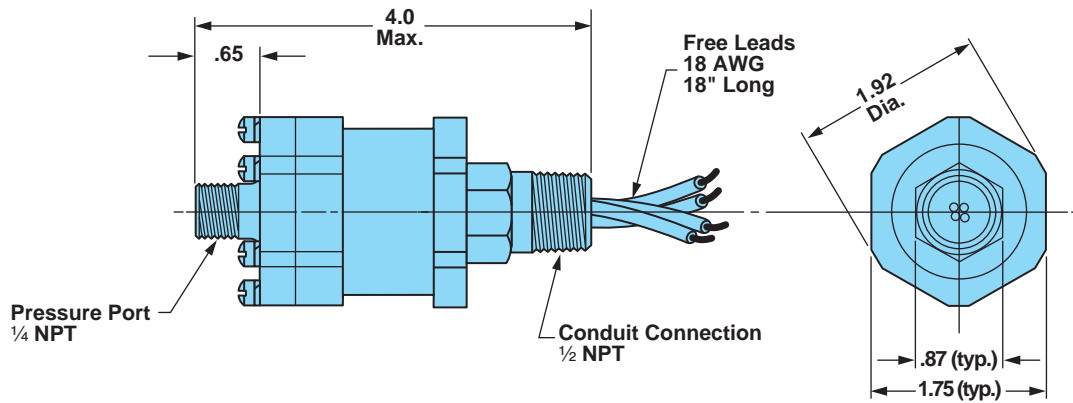
- Specify set point, increasing or decreasing
- Specify deadband if pertinent
- Specify system pressure
- Specify proof pressure
- Specify media
- Insert available option as required

Example


Series
 Wetted Material
 Electrical Form
 Enclosure
 Miscellaneous
 Customer Identification Number (numerically assigned by factory)

115PP 1 CC 6 _ _ _

Envelope Dimensions



Electrical Form



Basic Principles of Design

